



# Client Services Guide

July 2025 to June 2026

# It's all happening here.

**The Portland Expo Center (Expo) stands as a versatile event venue, offering over 330,000 square feet of space across multiple meeting rooms and five exhibit halls.**

With advanced amenities, including high-capacity electrical systems, full rigging capabilities, ample parking, and access to public transit, Expo accommodates a diverse range of events, from large-scale consumer shows to intimate gatherings. Whether hosting a trade show, sporting event, or corporate meeting, Expo delivers a professional environment tailored to success.

## WELCOME

On behalf of our entire team, welcome to the Portland Expo Center (Expo). We're honored to be your event partner and are excited to help bring your vision to life.

Expo is more than just a venue—it's a vital part of our region's environmental, cultural, and economic vitality. From large-scale public shows to community gatherings, every event here contributes to something bigger. And we're proud to support that impact by delivering consistently excellent, responsive, and respectful service.

At Expo, we believe that great experiences begin with great people. Our team is professional, prompt, and genuinely welcoming. We're here to support you, your staff, contractors, exhibitors, and attendees every step of the way—because your success is our shared success.

We live Metro's values of teamwork, public service, excellence, and respect by treating every interaction as an opportunity to build trust and strengthen relationships. Customer service isn't a department here—it's everyone's job.

This guide will help you navigate our venue, policies, and procedures with ease. If you need help or have questions, we're just a phone call or email away.

Thank you for choosing Expo. We're glad you're here—and we can't wait to help make your event a success.



Warmly,

Cindy Wallace, CMP, CMM, PMP  
Executive Director  
Portland Expo Center

For a deeper dive into our service options such as production, technology, ticketing, and more, please visit [expocenter.org](https://expocenter.org).



<b>FACILITY OVERVIEW</b>	<b>5</b>	<b>SERVICES</b>	<b>13</b>
<b>FACILITY MAP</b>	<b>6</b>	Exclusive Services	13
<b>CLIENT CHECKLIST</b>	<b>7</b>	ATMs	13
<b>VENUE INFORMATION</b>	<b>8</b>	Audiovisual and Rigging	13
ADA and Accessibility	8	Branding	13
Admission	8	Cleaning	14
Animals	8	Catering and Concessions	14
Building Access	9	Electrical	14
Confetti	9	Event Security	14
Display Vehicles	9	Exhibitor Services	14
Drones	9	Internet	15
Evacuation Procedure	9	Loading Docks	15
Fire Marshal Regulations	9	Medical	15
Floor Loads	10	Natural Gas	15
Floor Plans	10	Parking	15
Fog, Hazer, Laser Lights	10	Telephone	16
Helium Balloons	10	Ticketing	16
Keys and Secure Cores	11	Transportation	16
Lighting	11	<b>RESOURCES</b>	<b>17</b>
Lost and Found	11		
Multimedia and Usage Rights	11		
Propane	11		
Personal Transportation	11		
Shipping and Receiving	11		
Signage	12		
Smoking	12		
Storage	12		
Sustainability	12		

# Facility Overview



With over 330,000 square feet of exhibit space, customizable meeting rooms, and full-service amenities, our facility can accommodate events of all sizes and types. Whether you're planning a large-scale consumer event, a dynamic trade show, or an energetic sporting event, our flexible spaces are designed to meet your specific needs.

## **FIVE EXHIBIT HALLS**

Offering 255,000 square feet of exhibit space, perfect for large trade shows and exhibitions.

## **MEETING ROOMS**

Meeting rooms are equipped with the latest technology for conferences and seminars.

## **OUTDOOR EXHIBIT SPACE**

53,000 square feet of versatile outdoor space for festivals, fairs, and other outdoor events.

## **PARKING**


Accommodating over 2,500 vehicles on the west and east side of the building, ensuring that everyone is close to where they need to go.

---


A member of the family of visitor venues owned and operated by Metro regional government, Expo is managed by the Metropolitan Exposition Recreation Commission.



# Facility Map



Outdoor Sports Shows



Auto Shows and Auctions



## DUE 90 DAYS PRIOR TO THE EVENT

- Preliminary schedule of event
- Preliminary floor plans for exhibit hall and registration
- List of third-party contractors
- Police labor needs
- Food and beverage requirements

## DUE 60 DAYS PRIOR TO THE EVENT

- Preliminary floor plan and room set specifications
- Audiovisual equipment requirements
- Electrical and telecom needs
- Ancillary or ICW (in conjunction with) event room assignments and planning contacts
- Branding and signage plan
- Building access schedule and needs
- Staffing requirements (dock agent/marshal, medical, admissions, coat check, box office)
- Third-party security plan
- Preliminary exhibitor list
- Exhibitor load-in/load-out plan and truck bay loading/unloading requirements
- Event ticketing and credential/badge plans
- Event parking ingress/egress times
- 75% of anticipated food and beverage charges

## DUE 30 DAYS PRIOR TO THE EVENT

**A comprehensive event plan must be submitted to your event services manager no later than 30 days prior to the first move in date.** Failure to provide required information by the established deadlines will result in additional fees and labor charges.

- Balance of rental fee
- Certificate of insurance
- Final event agenda and production schedules (including third-party contractors)
- Final floor plans (required for fire marshal approval)
- Contact names and phone numbers of key event staff members
- Special sustainability needs (donation items, recycling, etc.)
- Rigging plots
- Food and beverage orders, concessions plan, and/or special meal requests

## DUE 14 DAYS PRIOR TO THE EVENT

**At 14 days prior to the event, advance rates no longer apply.**

- Review of Expo event document and floor plans

## DUE SEVEN (7) BUSINESS DAYS PRIOR TO THE EVENT

- Signed approval of Expo event document and floor plans
- Signed food and beverage banquet event orders (BEOs)
- Food and beverage final guest guarantees and remaining balance of actual charges



Ceremonies and Large Gatherings

## ADA and Accessibility

It's Expo's intention to provide all reasonable accommodations for persons with disabilities to assist them in attending events held at the center. Please visit the accessibility section on our website for more information.

It is the responsibility of the client to ensure that the event meets all ADA requirements and provides reasonable accommodations for all attendees such as listening devices, sign language interpreters, readers, descriptive services, and other assistive technologies like real-time captioning.

## Admission

Expo employs full-service staff to handle all aspects of entry including ticket taking, badge and coat check. Staff members are customer service-oriented and are often the first person patrons meet upon their arrival to the event.

Your event manager will arrange admissions staff based upon event load.

[Please see Ticketing for more information.](#)

## Animals

Animals or pets, except for ADA Service Animals, are not permitted at Expo except as an approved exhibit, activity, or performance legitimately requiring the use of animals.

The request for approval for such animals to be on the premises must be received in writing in advance (a minimum of seven (7) business days) before the event. It must be approved by the senior director of event operations.

Minimum qualifications for consideration include:

- Purpose of animal in the exhibit, activity, or performance.
- Client and/or animal handlers will be responsible for legal actions or liabilities if the animals harm anyone.
- Animals will not be allowed in the facility outside of show hours.
- Animals must be contained in the exhibitor's area.
- All clean-up after the animals will be the responsibility of the show or exhibitors.

## Building Access

Public Safety secures the building each night and opens the building in the morning. Event managers assist in determining the daily opening and closing times of the building.

Please communicate your access needs to your event manager during the planning process.

## Confetti

Plastic and metal confetti are prohibited at Expo and will incur excessive cleaning fees if used. If you plan to use paper or tissue confetti, please connect with your event manager in advance to discuss approval, cleaning expectations, and additional fees.

## Display Vehicles

Vehicles that are on display are subject to the following conditions:

- Gas tanks are less than ¼ full
- Gas caps are locked or sealed
- Batteries are disconnected; an exception is made for electric vehicles
- Drip pans are placed under vehicles
- Vehicles are clean and dry
- Fire marshal approval

### DISPLAY VEHICLE KEYS

- Expo is not responsible for storing keys.
- Keys must remain on-site at all times with the vehicle owner or the client.
- Display vehicle keys should not be stored in the vehicle.
- If the vehicle owner leaves the property, the vehicle must remain unlocked in the case that the vehicle needs to be moved for safety reasons.

Automobiles and trucks may be displayed in some lobby areas. Carpeted areas require protective measures, which Expo may provide. Applicable costs apply for vehicle ingress/egress at the prevailing rate. Displaying any vehicle containing liquefied petroleum gas

(LPG), such as propane, must have containers reduced to atmospheric pressure before bringing them into the building.

## Drones

Drones are only permitted in the venue with the express written permission of the senior director of event operations.

## Evacuation Procedure

The official evacuation assembly area is the plaza just east of Hall D, between upper and lower lot 2.

## Fire Marshal Regulations

1. All decorative materials must be flameproofed or of a type acceptable to the fire marshal's office. Use of bark dust, mulch, chips or hay, etc., is not allowed unless pre-approved by the fire marshal's office.
2. No flammable gases, liquids, or solids are allowed in any building, enclosed tent, or structure. Two (2) 16.4 ounce bottles of propane are permitted in a booth at any one time. All other bottles must be stored outside the building and secured.
3. Booths with canopies larger than 10 by 10-feet are not allowed unless approved by the fire marshal's office. All canopied booths must have a working smoke detector properly mounted in the canopy. If cooking in a canopied booth, a fire extinguisher is required.
4. Any enclosed structure larger than 100 square feet in floor area must have a working smoke detector properly mounted in the structure. All doors or windows to the structure are to be left open.
5. Natural gas lines used to run a fireplace, etc., must have a shut-off valve by the appliance(s) and be accessible. All persons working in the booth shall be instructed

in the location and operation of the shut-off valves to the appliances and to the building. Natural gas fireplace displays must have a safety pilot kit providing automatic shut-off if no flame is detected. Additionally, each fireplace must have a carbon monoxide detector with an alarm and a protective barrier to safeguard against the risk of being burned. No wood burning fireplaces are permitted.

6. Portable space heaters are not allowed unless approved by the fire marshal's office.
7. Displaying any vehicle containing liquefied petroleum gas (LPG), such as propane, must have containers reduced to atmospheric pressure before bringing them into the building.
8. No hanging signs with solid fabric underside. The fire suppression system needs to be able to flow water through signs in a fire. Mesh is an acceptable alternative.

## Floor Loads

Please inform your event manager if there are any concerns regarding floor load capacities.

### EXHIBIT HALLS

350 pounds per square foot load capacity (concrete)

### MEETING ROOMS

125 pounds per square foot load capacity (carpet)

### LOBBIES

125 pounds per square foot load capacity (carpet)

## Floor Plans

Floor plan information and requirements must be submitted to the event manager 60 days

prior to move in. Late information may result in additional fees or labor charges.

Floor plans must be completed and submitted to the fire marshal 30 days prior to move the first contracted day. All floor plans must be pre-approved by the fire marshal and your event manager. Once approved, any changes within seven (7) days of the event will incur charges.

All trade show booths must be set on a 30-foot center with minimum 10-foot aisles. When laying out 10 by 10-foot booths, all utility boxes must be along the back of the booth so that utilities are accessible. Failure to do so will result in additional labor charges billed to show management.

Event services will provide up to two revisions of CAD drawings at no charge. Additional revisions will be charged to the licensee at the prevailing labor rate.

Trade show floor and floor plan design drawings are not complimentary and will be charged at the prevailing labor rate.

Contact your event manager for a copy of the Expo floor plan template in AutoCAD (DWG or DFX format); other formats are available upon request.

## Fog, Hazer, Laser Lights

Fog machine effects or laser light shows will not be permitted without the express written approval of the senior director of event operations. Approved use of fog machines or water-based hazers will require a smoke watch during scheduled usage. A smoke watch is charged at the prevailing rate.

The use of lasers at your event requires an additional permit through the fire marshal.

## Helium Balloons

No helium or lighter-than-air filled balloons are permitted in the facility.

## Keys and Secure Cores

Keys and secure cores for meeting rooms and exhibit halls may be ordered from the event manager with advance notice (a minimum of 30 days prior to the event). Fees may apply.

## Lighting

Lighting during ingress/egress will be at energy-efficient levels suitable for working. House lighting levels during event days are arranged with your event manager.

## Lost and Found

All lost and found articles are cataloged and stored for 30 days. After that time, items are donated or disposed of at the sole discretion of Expo.

[Contact us](#) regarding lost and found items.

## Multimedia and Usage Rights

### MEDIA RIGHTS

Expo reserves the right to capture events using photographs and video for its records, publicity, and promotional purposes.

### LOGOS AND PHOTOGRAPHS

Expo logo and photos for reproduction and inclusion in your materials is available from your sales manager or our media gallery.

### MUSIC LICENSING

As stipulated by the U.S. Copyright Act, performing rights organizations such as ASCAP, BMI, and SESAC collect composer royalties for the public performance of their music.

Per Expo's client agreement, client licensees are responsible for the licensing of any music used at their events.

Expo is only able to provide licensed music via the selection of channels included with our Comcast DMX service, which can be used legally within our facility. Using any other

music source may incur a fine if the client has not paid for its use, whether it be Spotify, iTunes, CD, YouTube, etc., or a live performance of copyrighted music.

Expo does not arrange copyright licenses for event clients. Please refer to the designated Performing Rights Organization (ASCAP, BMI, SESAC, or other) for more information.

## Propane

The use of propane within the building must be approved by Expo and the fire marshal's office. You must contact your event manager if you, or one of your exhibitors, requires the use of flammable gas. Specific propane permits are mandatory per the office of the fire marshal.

## Personal Transportation

### MOBILITY

Mobility vehicles for the use of personal transportation are permitted in the venue.

### MOTORIZED AND/OR RECREATIONAL

Motorized personal vehicles such as standing/sitting scooters, carts, and Segways are permitted only on the concrete exhibit floors. Single-wheeled motorized vehicles are prohibited.

## Shipping and Receiving

Expo will not accept delivery of any show materials or freight for an event that has an official service contractor; freight or shipping carriers must deliver freight to the show management's official service contractor. In the case that an event does not have an official service contractor, the following terms and conditions apply:

The delivery address must reference the name of the event, location (i.e. hall or meeting room), event date(s), and show contact name. Please see address example provided.

## Event/Location/ Event Date(s)

### Show Contact Name

#### Portland Expo Center

2060 N Marine Drive  
Portland, Oregon 97217

Material may be received no more than three (3) days prior to the move-in day of the event. All shipments received by dock staff will remain on the loading dock until the commencement of move-in. At that time, the shipments will be the responsibility of show management to transfer to desired contracted spaces.

Each shipment will incur a \$25 freight handling fee in addition to a storage fee:

- Shipments that arrive via box(es) will be charged a \$5 per pound storage fee.
- Shipments that arrive via pallet will be charged a \$1 per pound storage fee.

## Signage

Your event manager must approve signage in public spaces and be of professional convention quality. No hand-made or paper signs taped to boards are permitted.

## Smoking

Smoking and vaping are prohibited within the building and within 25 feet of the building.

## Storage

Crates, cardboard, hazardous materials, waste products, gases, and other packaging materials are prohibited from being stored or staged within the venue or on the loading docks.

Limited storage of required show management and event contractor equipment may be permitted within contracted space and storage must be identified on the floor plan.

## Sustainability

### WASTE DIVERSION

We are committed to hosting sustainable events and being a trusted choice for environmentally responsible meetings.

As part of this commitment, our facility actively diverts recyclables, cardboard, food waste, glass, tires, and wood pallets — all to help reduce the environmental footprint of every event we host.

We encourage our partners to reduce waste at their events by avoiding the use of materials that cannot be recycled, composted, or donated.

### RECYCLING AND COMPOSTING

Paired trash and recycling options are provided in the exhibit halls and throughout our lobby spaces. Our kitchen regularly donates food and also participates in a robust composting and food waste reduction program.


Please identify any specialized waste removal, recycling or composting needs for your event. Drop boxes for waste disposal may need to be ordered to accommodate show-generated bulk waste, broken crates, exhibits, and other large items. The event manager will be able to advise you in greater detail.

### DONATIONS

If you would like to leave items in the facility for donation, you must get pre-approval to ensure the material or items can be donated.

These items may include food and beverage items, conference materials, building materials, and items deemed reusable by Expo.

Please provide in writing (via email) the details of the material being left (type/quantity) to your event manager so that our staff can ensure we have a donation plan in place prior to the end of the event. Additional fees may apply.



Recreational Vehicle Shows

## Exclusive Services

The following services are exclusive to Expo:

- All utilities including electrical power, internet, and Wi-Fi
- Food and beverage
- Medical technicians
- Ticket taking and scanning
- Badge checking
- Meal or session badge scanning

## ATMs

There are three ATMs conveniently in the lobbies of Halls A, D, and E. If you would like to place additional ATMs for your event let your event manager know, they will place the ATM on your floor plan and place the appropriate electrical orders.

## Audiovisual and Rigging

ON Site Audio Visual is our preferred audiovisual and production services provider. They offer unbeatable audiovisual production, planning, simplified billing and easy coordination between all center services. Their sales and management team has expertise in

producing superior events and has state-of-the-art equipment.

ON Site Audio Visual will be the exclusive rigging provider for all rigging within the venue as defined in our rigging rules and regulations.

Should you choose to use an outside audiovisual provider for your event, access times are required to fall within the contracted times. If additional set-up time is needed by your audiovisual provider, arrangements for a move-in day will need to be made with your sales manager. Storage for third-party audiovisual is not provided.

## Branding

Enhance visibility and customize your event for success. Branding opportunities are available inside and outside our walls.

- Green wall lighting
- Outdoor banners
- Interior banners
- Digital displays
- Window clings
- Restrooms

## Cleaning

Cleaning of contracted areas is included in the basic room rental. However, depending on the nature of these events, additional cleaning fees may be incurred. Your event manager will be able to assist in identifying areas that have potential cost implications.

Show management and exhibitors must remove all signage, exhibit materials, and place debris in the appropriate recycling bins, with a broom swept floor by the end of their contracted move-out time. Any debris left will incur a charge to the event for removal.

Expo is not responsible for any items left beyond the contracted time.

## Catering and Concessions

Expo's exclusive food and beverage contractor, Levy, is here to serve you.

Whether your event features a seated meal for 3,000 people or a buffet for 30 people, Levy staff will meet your needs while making the planning process easy.

A wide variety of menu options are available; choose from the budget-conscious to the most elegant, including healthy refreshment breaks, direct booth services, and memorable receptions and desserts. Unique concession fare throughout the facility also offers a diversity of affordable options for your patrons.

[Levy Catering Menu](#)

[Alcohol Authorization and Sampling Policy](#)

## Electrical

Edlen is the exclusive provider of electrical services at the Expo.

The resale of electrical services is not permitted. Floor plans of electrical floor boxes are available upon request. A labor charge will be added if exhibit booths are not lined up on

the designated floor boxes. There are charges for electrical service in all meeting rooms, lobbies, and exhibit halls.

Client and third-party audiovisual providers must use their own extension cords to extend preordered electrical services to their equipment. Any client or third-party audiovisual provider supplied extension cords must be UL listed, 120 volt, 14-3 or larger, double insulated extension cords that are in good condition with no missing ground pins or visible defects in the insulation.

The use of client or third-party audiovisual contractor supplied extension cords will incur an electrical services fee.

All equipment that is not returned will be charged to the responsible party. Please inform the event manager when finished with cords/equipment so it can be picked up and placed back into inventory.

## Event Security

Show managers wishing to hire security services specifically for their events must select a company from the approved security providers in our [Equipment, Services, and Labor rates guide](#). The companies listed have applied, met certain criteria (experience, licensing, equipment, etc.), and have been approved to provide services within Expo.

Specific types of events, at the discretion of the Expo management, may be required to hire third-party security services. Expo event managers will be advised of all reserved security services no later than thirty (30) days prior to the event, or be advised that Expo will order security services in order to maintain event security standards.

## Exhibitor Services

Edlen promotes and sells a full range of exclusive in-house services directly to exhibitors, provides a point of contact for

exhibitors who are interested in purchasing additional services and assists exhibitors, and show management during an event.

Please work with your event manager to determine when the service desk will be staffed. Service desk staffing may include staffing during heavy times or a “hot phone” if full staffing is not required.

## Internet

Expo has several internet and Wi-Fi options available to clients, exhibitors, and attendees.

Wi-Fi coverage extends throughout the facility, with a capacity for hundreds of simultaneous connections in each exhibit hall.

Custom log-in and sponsorship pages can be provided for tradeshow Wi-Fi services.

Standard internet access speeds range from 1Mbps to 10Mbps, with overall bandwidth availability up to 500Mbps. High-speed internet access, along with on site customer support, is provided exclusively by Expo.

Please contact Expo’s technology team at 503-731-7834 for a custom quote.

## Loading Docks

Oversight of the loading docks is an exclusive service of Expo.

Security from an Expo-approved vendor is required during all exhibitor move-in, and move-out times. Your event manager will determine the staffing needs based on the size and complexity of your event.

Exhibitor and freight entry to the Expo is via the main loading dock off N Force Avenue through Upper Lot 4.

Personal vehicles may not be parked in the loading dock area except for temporary loading or unloading.

## CHILDREN ON THE LOADING DOCK

For their safety, children aged 16 and younger

are not permitted on the loading dock area. Infants/toddlers aged three (3) and younger are permitted on the loading dock area when in a stroller or securely attached to an adult.

## Medical

### ATHLETIC TRAINERS

An Oregon licensed athletic trainer is required for all athletic events. Clients can arrange for trainers through the Oregon Athletic Trainers’ Society.

### EMERGENCY MEDICAL TECHNICIANS (EMTs)

Expo offers experienced security and medical professionals to assist clients in providing a safe, controlled atmosphere for attendees. An EMT is required to be on-site for all events expecting 1,000 or more attendees. The EMT will typically be scheduled thirty (30) minutes prior to the event opening and after it closes. The EMT is ordered directly by the event manager.

## Natural Gas

Expo is equipped with a natural gas distribution system providing availability throughout the facility. Expo’s operations staff can drop natural gas lines from the ceiling based on your event and exhibitor needs; equipment hook-up is performed by exhibitor-contracted personnel.

## Parking

Expo has on-site parking on a first-come, first-served basis for 2,500 vehicles, managed by ACE Parking. Overnight parking is prohibited.

Parking can be purchased at the main entrance gate, or in advance online at [expocenter.eventue.net/list/EXPO](http://expocenter.eventue.net/list/EXPO).

An exhibitor parking lot is available at a cost to show management or to individual exhibitors. The lot is located on the west side of the property, behind the hall buildings in Upper

Lot 4 off N Force Avenue. Contact your sales manager for rental information. Parking is not permitted on the loading dock or in any of the loading bays except for the purpose of loading and unloading. In addition, parking is not allowed on any sidewalk or the plaza.

## Telephone

Single-line analog or multi-line digital phone services are available. For a fee, speaker and conference phones, long-distance access, voice mail, and other services may be provided upon request.

## Ticketing

Ticketing services are professional and reliable at Expo. We offer a full-service operation and will work with each client personally to design, set up, and promote advanced and day-of-event sales. We supply daily ticket statements and final ticket reconciliation.

### TICKET SYSTEM

**All tickets must be sold on the Expo ticketing system via TicketsWest.** Tickets are subject to service charges. It is flexible, easy-to-use and allows quick transaction speeds. The system delivers security, data integrity and reliability to our ticketing operation and offers reports ranging from the simple to the sophisticated, tracking sales on a daily and run-of-show basis. Each ticket is imbedded with a unique code which will track and validate real-time attendance while catching fraudulent tickets upon entrance.

### ADVANCE SALES

Once contracted the ticketing manager will discuss your ticketing needs and create your personalized ticketing page. You can build anything from general admission to VIP event experiences, ticket packages, group sales and promotions.

Our mobile-friendly system makes it easy for

your customers to buy tickets, manage their accounts and transfer or resell tickets from their smart phone.

In addition, connect with your patrons through personalized automated campaigns and marketing messages to drive repeat transactions and elevate the customer experience.

### CURRENT DEPARTMENTAL CHARGES

For all of the above-listed services, the licensee shall pay a credit card fee on all credit card transactions (currently 3.7%), plus the prevailing hourly labor fees for a ticket services supervisor and ticket seller(s).

Ticket sellers work on a minimum 4-hour shift. Every reasonable attempt is made to keep costs to a minimum, and schedules are organized judiciously, allowing for reductions in staff as show traffic warrants.

Ticket sales typically begin thirty minutes before the show opens each day and stop an hour before the show closes unless other sale times are requested.

### USER FEE

User fees supports funding for future Expo improvement projects. The fee is currently assessed at 6% of gross ticket revenue of tickets priced at \$9.00+ or \$0.50 a ticket for tickets priced under \$9.00.

Ticketed events that both sell fewer than 3,000 tickets and generate ticket sales of less than \$15,000 are exempt from the user fee.

## Transportation

TriMet MAX Light Rail Expo Center Station on the yellow line is directly adjacent to the Expo, as well as bus service line 11 (N Marine and Pier 99 Street). Bike racks are located at entrances for hall D and E, and at the TriMet Expo Center Station. A rideshare turn-out lane is located on N Marine Drive, right next to Hall A.

## WANT TO KNOW MORE?

Check out the summary of links below for easy access to the info you need!

### EXHIBITOR SERVICES



[expocenter.org/exhibit](http://expocenter.org/exhibit)

### FACILITY OVERVIEW AND MAP



[expocenter.org/about](http://expocenter.org/about)

### ACCESSIBILITY GUIDE



[expocenter.org/visit/accessibility](http://expocenter.org/visit/accessibility)

### TICKETS AND PARKING



[expocenter.eventue.net](http://expocenter.eventue.net)

### MEDIA GALLERY



[portlandexpocenter.pixieset.com](http://portlandexpocenter.pixieset.com)

### FOOD AND BEVERAGE



[expocenter.org/visit/eat-now](http://expocenter.org/visit/eat-now)

### AREA INFORMATION



[expocenter.org/visit/area-information](http://expocenter.org/visit/area-information)

### NEARBY HOTELS



[publuu.com/flip-book/213529/1283384](http://publuu.com/flip-book/213529/1283384)

### CONTACT US



[expocenter.org/about/contact](http://expocenter.org/about/contact)

Contact us to discuss how to make your event  
unforgettable at the **Portland Expo Center**.





503-736-5200  
info@expoctr.org  
expoctr.org